


# How do I know if a crimped cap on a vial has a proper seal - FAQ

The best way to know if you have a sufficient seal to prevent evaporation or leaking is to take the crimped vial and tightly hold it in your left hand. With your right hand, try to spin the crimped cap on the vial. If it moves even a little, you should remove the cap and adjust the crimping tool as shown below.

Correct Crimp





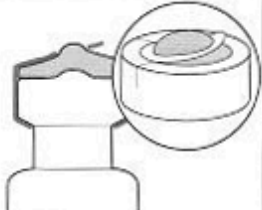
Flat cap surface

Flat septa surface




Tight fitting of the Aluminium edge

Plain + undeformed cap sides

				
Untight Aluminium edge	Upward bulge of the crimp cap	Deformation of the crimp cap sides	Convex looking liner	Rounded edges/Upward bulge of the Cap/Liner
Adjust crimping pressure with the screw in the handle + Adjust crimping height with the hexogen key (s. below)	Adjust crimping pressure with the screw in the handle + Adjust crimping height with the hexogen key (s. below)	Adjust crimping height with the hexogen key (s. below)	Adjust crimping pressure with the screw in the handle	Especially with Headspace Caps it is important not to overcrimp them. If the Aluminium is stretched too much under the crimp neck, the bridges of the scorelines suffer too much stress and can break open at even low pressure (below 3 bars) or - in worst case - can even tear apart beside the scorelines
(undercrimped)	(overcrimped)	(overcrimped)	(overcrimped)	(overcrimped)

An inappropriate crimp cannot be recognized by trying to turn the Seal, as completely PTFE-laminated liners have a very slippery surface on the glass rim, which allows anyone to turn the cap, if the right torque is used. The turning of the cap is even easier when the liner is sitting on a Headspace (bevelled top) glass rim, as it then only has very small surface to rest on.



left = lower height = tighter

right = greater height = looser

Printed from the Chrom Resource Center

Copyright 2025, All Rights Apply

**MicroSolv Technology Corporation**

9158 Industrial Blvd. NE, Leland, NC 28451

Tel: (732) 380-8900

Fax: (910) 769-9435

Email: [customers@mtc-usa.com](mailto:customers@mtc-usa.com)

Website: [www.mtc-usa.com](http://www.mtc-usa.com)